

CERTIFICATE OF CALIBRATION

It is certified that the item under calibration has been calibrated by corresponding calibrated High Volume Sampler, hereinafter ("HVS")

Equipment Calibrated:		Standard Equipment:	
Type:	Dust Monitor System	Type:	High Volume Sampler
Model:	OC-9200	Model:	TE 5170
Equipment No.:	A-06-03	Equipment No.:	A-01-75
Serial No.:	OC20210316224101	Serial No.:	3499
Sensitivity.:	0.001mg/m3	Tisch Calibration Orifice No.:	3864

Date of Calibration:	21-Feb-25
Validity of Calibration Record:	24-Apr-25

Calibration

Calibration Points:	Time	High Volume Sampler	Dust Monitor System
	Minutes	Mass concentration [$\mu\text{g}/\text{m}^3$]	Mass concentration [$\mu\text{g}/\text{m}^3$]
		y Axis	x Axis
0	60	0	0
1	60	228.0	76.0
2	60	132.0	45.0
3	60	80.0	29.0
Average	60	110.0	37.5

With the aid of the mathematical model of Simple Linear Regression, the following values are calculated as:

Slope:	3.01226384
Intercept:	-2.95989393
Correlation Coefficient:	0.99940609

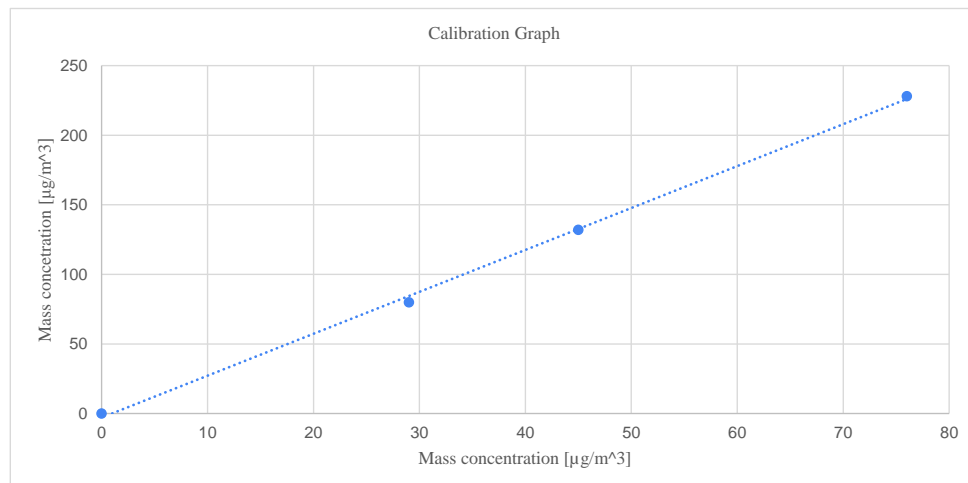
If the correlation coefficient is green (ie larger than 0.90), then no recalibration is required

Scale factor (K):	3.0
-------------------	------------

(to one decimal point)

Equation of line:



$$y(\text{HVS})=3.6x(\text{OC-9200})$$



In-house method in according to the instruction manual:

The OC-9200 was compared with a calibrated HVS; the result has been used to calculate the scale factor and correlation coefficient between the two equipment.

The filter papers are weighted by HOKLAS laboratory (HPCT Litimed)

Recorded by:	Signature:	Date:
Technical Officer (Wong Shing Kwai)		21-Feb-25
Checked by:	Signature:	Date:
Project Manager (Henry Leung)		21-Feb-25

High-Volume TSP Sampler

5-POINT CALIBRATION DATA SHEET



File No. MA20024/74/0008

Location: M-A3 - S.K.H Tsoi Kung Po Secondary School

Date: 8-Feb-25 Next Due Date: 11-Apr-25 Operator: SK

Equipment No.: A-01-74 Model No.: TE-5170 Serial No. 2204

Ambient Condition			
Temperature, Ta (K)	290.2	Pressure, Pa (mmHg)	768.5

Orifice Transfer Standard Information					
Serial No.	3864	Slope, mc	0.05976	Intercept, bc	-0.05018
Last Calibration Date:	15-Jan-24	$mc \times Q_{std} + bc = [\Delta H \times (Pa/760) \times (298/Ta)]^{1/2}$			
Next Calibration Date:	15-Jan-25	$Q_{std} = \{[\Delta H \times (Pa/760) \times (298/Ta)]^{1/2} - bc\} / mc$			

Calibration of TSP Sampler					
Calibration Point	Orifice			HVS	
	ΔH (orifice), in. of water	$[\Delta H \times (Pa/760) \times (298/Ta)]^{1/2}$	Qstd (CFM) X - axis	ΔW (HVS), in. of water	$[\Delta W \times (Pa/760) \times (298/Ta)]^{1/2}$ Y-axis
1	15.5	4.01	67.97	9.8	3.19
2	12.4	3.59	60.88	8.1	2.90
3	9.1	3.07	52.28	6.6	2.62
4	5.6	2.41	41.19	3.8	1.99
5	3.0	1.76	30.37	2.3	1.55

By Linear Regression of Y on X


Slope, mw = 0.0445 Intercept, bw : 0.1979


Correlation coefficient* = 0.9967

*If Correlation Coefficient < 0.990, check and recalibrate.

Set Point Calculation	
From the TSP Field Calibration Curve, take Qstd = 43 CFM	
From the Regression Equation, the "Y" value according to	
$mw \times Q_{std} + bw = [\Delta W \times (Pa/760) \times (298/Ta)]^{1/2}$	
Therefore, Set Point; W = (mw x Qstd + bw) ² x (760 / Pa) x (Ta / 298) = <u>4.30</u>	

Remarks: _____

Conducted by: Wong Shing Kwai Signature:  Date: 8-Feb-25

Checked by: Henry Leung Signature:  Date: 8-Feb-25



Certificate of Calibration

Calibration Certification Information

Cal. Date: January 7, 2025 **Rootsmeter S/N:** 438320 **Ta:** 293 °K
Operator: Jim Tisch **Pa:** 759.0 mm Hg
Calibration Model #: TE-5025A **Calibrator S/N:** 3864

Run	Vol. Init (m3)	Vol. Final (m3)	ΔVol. (m3)	ΔTime (min)	ΔP (mm Hg)	ΔH (in H2O)
1	1	2	1	1.4590	3.2	2.00
2	3	4	1	1.0360	6.4	4.00
3	5	6	1	0.9160	8.0	5.00
4	7	8	1	0.8800	8.8	5.50
5	9	10	1	0.7270	12.7	8.00

Data Tabulation

Vstd (m3)	Qstd (x-axis)	$\sqrt{\Delta H \left(\frac{Pa}{Pstd} \right) \left(\frac{Tstd}{Ta} \right)}$ (y-axis)	Va	Qa (x-axis)	$\sqrt{\Delta H \left(\frac{Ta}{Pa} \right)}$ (y-axis)
1.0114	0.6932	1.4252	0.9958	0.6825	0.8787
1.0071	0.9721	2.0156	0.9916	0.9571	1.2427
1.0050	1.0971	2.2535	0.9895	1.0802	1.3893
1.0039	1.1408	2.3635	0.9884	1.1232	1.4572
0.9987	1.3737	2.8505	0.9833	1.3525	1.7574
QSTD	m=	2.08969	QA	m=	1.30853
	b=	-0.02374		b=	-0.01464
	r=	0.99985		r=	0.99985

Calculations

Vstd= $\Delta Vol((Pa-\Delta P)/Pstd)(Tstd/Ta)$	Va= $\Delta Vol((Pa-\Delta P)/Pa)$
Qstd= $Vstd/\Delta Time$	Qa= $Va/\Delta Time$
For subsequent flow rate calculations:	
Qstd= $1/m \left(\left(\sqrt{\Delta H \left(\frac{Pa}{Pstd} \right) \left(\frac{Tstd}{Ta} \right)} \right) - b \right)$	Qa= $1/m \left(\left(\sqrt{\Delta H \left(\frac{Ta}{Pa} \right)} \right) - b \right)$

Standard Conditions

Tstd: 298.15 °K
Pstd: 760 mm Hg

Key

ΔH: calibrator manometer reading (in H2O)
 ΔP: rootsmeter manometer reading (mm Hg)
 Ta: actual absolute temperature (°K)
 Pa: actual barometric pressure (mm Hg)
 b: intercept
 m: slope

RECALIBRATION

US EPA recommends annual recalibration per 1998 40 Code of Federal Regulations Part 50 to 51, Appendix B to Part 50, Reference Method for the Determination of Suspended Particulate Matter in the Atmosphere, 9.2.17, page 30

Certificate of Calibration - Wind Monitoring Station

Description: M-A3 - S.K.H Tsoi Kung Po Secondary School
Model No.: C-OC-9200-wind
Serial No.: OC20210316224101
Equipment No.: A-06-03
Date of Calibration 20-Dec-2024
Next Due Date 20-Jun-2025

1. Performance check of Wind Speed

Wind Speed, m/s		Difference D (m/s)
Wind Speed Reading (V1)	Anemometer Value (V2)	$D = V1 - V2$
0.0	0.0	0.0
2.0	2.0	0.0
3.0	3.1	-0.1
4.0	4.1	-0.1


2. Performance check of Wind Direction

Wind Direction (°)		Difference D (°)
Wind Direction Reading (W1)	Marine Compass Value (W2)	$D = W1 - W2$
0	0	0.0
90	90	0.0
180	180	0.0
270	270	0.0


Test Specification:

- 1. Performance Wind Speed Test - The wind meter was on-site calibrated against the anemometer**
- 2. Performance Wind Direction Test - The wind meter was on-site calibrated against the marine compass at four direction**

Calibrated by:


Wong Shing Kwai

Approved by:


Henry Leung

High Precision Chemical Testing Ltd.

Rm 1904, Technology Park

18 On Lai Street, Shatin

NT, Hong Kong

Tel: +852 3841 4388 Website: <https://www.hpct.com.hk>

Report No. : 00676

Issue Date : 03 May 2024

Application No. : HP00537

Certificate of Calibration

Applicant : Cinotech Consultants Limited
RM 1710, Technology Park,
18 On Lai Street,
Shatin, N.T., Hong Kong

Sample Description : Submitted equipment stated to be Integrating Sound Level Meter.

Equipment No.: : SN-01-01

Manufacturer: : SVANTEK

Other information :

Model No.	SVAN 979
Serial No.	27189
Microphone No.	25202

Date Received : 02 May 2024

Test Period : 02 May 2024 to 02 May 2024

Test Requested : Performance checking for Sound Level Meter

Test Method : The Sound Level Calibrator has been calibrated in accordance with the documented procedures and using standard and instrument which are recommended by the manufacturer, or equivalent.

Test conditions : Room Temperature: 22-25 degree Celsius
Relative Humidity: 35-70%

Test Result : Refer to the test result(s) on page 2.

Remark : 1. Information of the sample description provided by the Applicant.
2. The result(s) relate only to the items tested or calibrated.

For and on behalf of
HIGH PRECISION CHEMICAL TESTING LIMITED

Lee Wai Kit
Laboratory Manager

High Precision Chemical Testing Ltd.

Rm 1904, Technology Park

18 On Lai Street, Shatin

NT, Hong Kong

Tel: +852 3841 4388 Website: <https://www.hpct.com.hk>



Report No. : 00676

Issue Date : 03 May 2024

Application No. : HP00537

Certificate of Calibration

Measuring
equipment

Description	Sound Calibrator
Manufacturer	Brüel & Kjær
Model No.	TYPE 4231
Serial No.	2326353
Equipment No.	N-02-01

Test Result :

Reference value, dB	Indication value, dB	Deviation, dB	Allowed deviation, dB
94.0	94.0	± 0.0	± 1.5
114.0	114.1	+ 0.1	± 1.5

Note : 1. "Instrument Readings" presents the figures shown on item under calibration / checking regardless of equipment precision or significant figures.
2. The indication value was obtained from the average of ten replicated measurement.

- End of report -

High Precision Chemical Testing Ltd.

Rm 1904, Technology Park

18 On Lai Street, Shatin

NT, Hong Kong

Tel: +852 3841 4388 Website: <https://www.hpct.com.hk>



Report No. : 00735

Issue Date : 28 Jun 2024

Application No. : HP00589

Certificate of Calibration

Applicant : Cinotech Consultants Limited
RM 1710, Technology Park,
18 On Lai Street,
Shatin, N.T., Hong Kong

Sample Description : Submitted equipment stated to be Integrating Sound Level Meter.

Equipment No.: : N-12-04

Manufacturer: : BSWA Technology

Other information :

Model No.	BSWA 308
Serial No.	580238
Microphone No.	570605

Date Received : 25 Jun 2024

Test Period : 26 Jun 2024 to 26 Jun 2024

Test Requested : Performance checking for Sound Level Meter

Test Method : The Sound Level Calibrator has been calibrated in accordance with the documented procedures and using standard and instrument which are recommended by the manufacturer, or equivalent.

Test conditions : Room Temperature: 22-25 degree Celsius
Relative Humidity: 35-70%

Test Result : Refer to the test result(s) on page 2.

Remark : 1. Information of the sample description provided by the Applicant.
2. The result(s) relate only to the items tested or calibrated.

***For and on behalf of
HIGH PRECISION CHEMICAL TESTING LIMITED***

Lee Wai Kit
Laboratory Manager

High Precision Chemical Testing Ltd.

Rm 1904, Technology Park

18 On Lai Street, Shatin

NT, Hong Kong

Tel: +852 3841 4388 Website: <https://www.hpct.com.hk>



Report No. : 00735

Issue Date : 28 Jun 2024

Application No. : HP00589

Certificate of Calibration

Measuring
equipment

Description	Sound Calibrator
Manufacturer	Brüel & Kjær
Model No.	TYPE 4231
Serial No.	2326353
Equipment No.	N-02-01

Test Result :

Reference value, dB	Indication value, dB	Deviation, dB	Allowed deviation, dB
94.0	94.0	± 0.0	± 1.5
114.0	113.8	- 0.2	± 1.5

Note : 1. "Instrument Readings" presents the figures shown on item under calibration / checking regardless of equipment precision or significant figures.
2. The indication value was obtained from the average of ten replicated measurement.

- End of report -

High Precision Chemical Testing Ltd.

Rm 1904, Technology Park

18 On Lai Street, Shatin

NT, Hong Kong

Tel: +852 3841 4388 Website: <https://www.hpct.com.hk>



Report No. : 00941

Issue Date : 20 Dec 2024

Application No. : HP00807

Certificate of Calibration

Applicant : Cinotech Consultants Limited
RM 1710, Technology Park,
18 On Lai Street,
Shatin, N.T., Hong Kong

Sample Description : Submitted equipment stated to be Integrating Sound Level Meter.

Equipment No.: : N-12-09

Manufacturer: : BSWA Technology

Other information :

Model No.	BSWA 308
Serial No.	620248
Microphone No.	620743

Date Received : 20 Dec 2024

Test Period : 20 Dec 2024 to 20 Dec 2024

Test Requested : Performance checking for Sound Level Meter

Test Method : The Sound Level Calibrator has been calibrated in accordance with the documented procedures and using standard and instrument which are recommended by the manufacturer, or equivalent.

Test conditions : Room Temperature: 22-25 degree Celsius
Relative Humidity: 35-70%

Test Result : Refer to the test result(s) on page 2.

Remark : 1. Information of the sample description provided by the Applicant.
2. The result(s) relate only to the items tested or calibrated.

For and on behalf of
HIGH PRECISION CHEMICAL TESTING LIMITED

Lee Wai Kit
Laboratory Manager

High Precision Chemical Testing Ltd.

Rm 1904, Technology Park

18 On Lai Street, Shatin

NT, Hong Kong

Tel: +852 3841 4388 Website: <https://www.hpct.com.hk>



Report No. : 00941

Issue Date : 20 Dec 2024

Application No. : HP00807

Certificate of Calibration

Measuring
equipment

Description	Sound Calibrator
Manufacturer	Brüel & Kjær
Model No.	TYPE 4231
Serial No.	2326353
Equipment No.	N-02-01

Test Result :

Reference value, dB	Indication value, dB	Deviation, dB	Allowed deviation, dB
94.0	94.0	± 0.0	± 1.5
114.0	114.1	+ 0.1	± 1.5

Note : 1. “Instrument Readings” presents the figures shown on item under calibration / checking regardless of equipment precision or significant figures.
2. The indication value was obtained from the average of ten replicated measurement.

- End of report -

High Precision Chemical Testing Ltd.

Rm 1904, Technology Park

18 On Lai Street, Shatin

NT, Hong Kong

Tel: +852 3841 4388 Website: <https://www.hpct.com.hk>

Report No. : 00736

Issue Date : 28 Jun 2024

Application No. : HP00592

Certificate of Calibration

Applicant : Cinotech Consultants Limited
RM 1710, Technology Park,
18 On Lai Street,
Shatin, N.T., Hong Kong

Sample Description : Submitted equipment stated to be Sound Level Calibrator.

Equipment No.: : N-16-01

Manufacturer: : Hangzhou Aihua Instruments Co., Ltd.

Other information :

Model No.	AWA6021A
Serial No.	1023253

Date Received : 27 Jun 2024

Test Period : 28 Jun 2024 to 28 Jun 2024

Test Requested : Performance checking for Sound Level Calibrator

Test Method : The Sound Level Meter and Calibrator has been calibrated in accordance with the documented procedures and using standard and instrument which are recommended by the manufacturer, or equivalent.

Test conditions : Room Temperature: 22-25 degree Celsius
Relative Humidity: 35-70%

Test Result : Refer to the test result(s) on page 2.

Remark : 1. Information of the sample description provided by the Applicant.
2. The result(s) relate only to the items tested or calibrated.

For and on behalf of
HIGH PRECISION CHEMICAL TESTING LIMITED

Lee Wai Kit
Laboratory Manager

High Precision Chemical Testing Ltd.

Rm 1904, Technology Park

18 On Lai Street, Shatin

NT, Hong Kong

Tel: +852 3841 4388 Website: <https://www.hpct.com.hk>



Report No. : 00736

Issue Date : 28 Jun 2024

Application No. : HP00592

Certificate of Calibration

Measuring
equipment

Description	Sound Calibrator
Manufacturer	Brüel & Kjær
Model No.	TYPE 4231
Serial No.	2326353
Equipment No.	N-02-01

Description	Sound Meter
Manufacturer	BSWA Technology
Model No.	BSWA 308
Serial No.	570183
Microphone No.	570605
Equipment No.	N-12-01

Test Result :

Reference value, dB	Indication value, dB	Deviation, dB	Allowed deviation, dB
94.0	94.1	+ 0.1	± 0.3
114.0	114.1	+ 0.1	± 0.5

- Note** : 1. "Instrument Readings" presents the figures shown on item under calibration / checking regardless of equipment precision or significant figures.
2. The indication value was obtained from the average of ten replicated measurement.

- End of report -