

AECOM Asia Company Limited
Tisch TSP Mass Flow Controlled High Volume Air Sampler
Field Calibration Report

Station	Block B, Merit Industrial Centre (E-A14a)	Operator:	Shum Kam Yuen
Cal. Date:	30/4/2024	Next Due Date:	30/6/2024
Model No.:	TE-5170	Serial No.	10380
Equipment No.:	A-001-15T		

Ambient Condition			
Temperature, Ta (K)	298.0	Pressure, Pa (mmHg)	763.8

Orifice Transfer Standard Information					
Serial No:	843	Slope, mc	2.02014	Intercept, bc	-0.04198
Last Calibration Date:	15-Jan-24	$mc \times Qstd + bc = [H \times (Pa/760) \times (298/Ta)]^{1/2}$			
Next Calibration Date:	16-Jan-25				

Calibration of TSP Sampler					
Resistance Plate No.	Orifice			HVS Flow Recorder	
	DH (orifice), in. of water	$[DH \times (Pa/760) \times (298/Ta)]^{1/2}$	Qstd (m ³ /min) X-axis	Flow Recorder Reading (CFM)	Continuous Flow Recorder Reading IC (CFM) Y-axis
18	7.0	2.65	1.33	45.0	45.11
13	6.0	2.46	1.24	40.0	40.10
10	5.0	2.24	1.13	37.0	37.09
7	3.9	1.98	1.00	32.0	32.08
5	3.1	1.77	0.89	26.0	26.06

By Linear Regression of Y on X

Slope, mw = 41.3577 Intercept, bw = -10.1963

Correlation Coefficient* = 0.9946

*If Correlation Coefficient < 0.990, check and recalibrate.

Set Point Calculation

From the TSP Field Calibration Curve, take Qstd = 1.30m³/min

From the Regression Equation, the "Y" value according to

$$mw \times Qstd + bw = IC \times [(Pa/760) \times (298/Ta)]^{1/2}$$

Therefore, Set Point; IC = (mw x Qstd + bw) x [(760 / Pa) x (Ta / 298)]^{1/2} = 43.46

Remarks: _____

QC Reviewer: WS CHAN

Signature: 

Date: 30/4/2024

Certificate of Calibration

Calibration Certification Information

Cal. Date: January 15, 2024 Roots-meter S/N: 438320 Ta: 293 °K
 Operator: Jim Tisch Pa: 755.9 mm Hg
 Calibration Model #: TE-5025A Calibrator S/N: **0843**

Run	Vol. Init (m3)	Vol. Final (m3)	ΔVol. (m3)	ΔTime (min)	ΔP (mm Hg)	ΔH (in H2O)
1	1	2	1	1.3890	3.2	2.00
2	3	4	1	0.9890	6.4	4.00
3	5	6	1	0.8790	8.0	5.00
4	7	8	1	0.8430	8.8	5.50
5	9	10	1	0.6960	12.8	8.00

Data Tabulation

Vstd (m3)	Qstd (x-axis)	$\sqrt{\Delta H \left(\frac{Pa}{Pstd} \right) \left(\frac{Tstd}{Ta} \right)}$ (y-axis)	Va	Qa (x-axis)	$\sqrt{\Delta H \left(\frac{Ta}{Pa} \right)}$ (y-axis)
1.0073	0.7252	1.4224	0.9958	0.7169	0.8805
1.0030	1.0142	2.0116	0.9915	1.0026	1.2452
1.0009	1.1387	2.2490	0.9894	1.1256	1.3921
0.9998	1.1860	2.3588	0.9884	1.1724	1.4601
0.9945	1.4288	2.8448	0.9831	1.4125	1.7609
QSTD	m=	2.02014	QA	m=	1.26498
	b=	-0.04198		b=	-0.02599
	r=	0.99994		r=	0.99994

Calculations

Vstd = $\Delta Vol / ((Pa - \Delta P) / Pstd) (Tstd / Ta)$	Va = $\Delta Vol / ((Pa - \Delta P) / Pa)$
Qstd = $Vstd / \Delta Time$	Qa = $Va / \Delta Time$
For subsequent flow rate calculations:	
Qstd = $1/m \left(\left(\sqrt{\Delta H \left(\frac{Pa}{Pstd} \right) \left(\frac{Tstd}{Ta} \right)} \right) - b \right)$	Qa = $1/m \left(\left(\sqrt{\Delta H \left(\frac{Ta}{Pa} \right)} \right) - b \right)$

Standard Conditions

Tstd: 298.15 °K
 Pstd: 760 mm Hg

Key

ΔH: calibrator manometer reading (in H2O)
 ΔP: roots-meter manometer reading (mm Hg)
 Ta: actual absolute temperature (°K)
 Pa: actual barometric pressure (mm Hg)
 b: intercept
 m: slope

RECALIBRATION

US EPA recommends annual recalibration per 1998 40 Code of Federal Regulations Part 50 to 51, Appendix B to Part 50, Reference Method for the Determination of Suspended Particulate Matter in the Atmosphere, 9.2.17, page 30

EQUIPMENT CALIBRATION RECORD

Type: Laser Dust Monitor
Manufacturer/Brand: SIBATA
Model No.: LD-3B
Equipment No.: A.005.16a
Sensitivity Adjustment Scale Setting: 521 CPM

Operator: WS CHAN

Standard Equipmment

Equipment: High Volume Sampler
Venue: Ma Wan Chung Village
Model No.: TE-5170
Serial No.: 3383
Last Calibration Date: 4-Aug-23

Calibration Result

Sensitivity Adjustment Scale Setting (Before Calibration): 521 CPM
Sensitivity Adjustment Scale Setting (After Calibration): 521 CPM


Hour	Date (dd/mm/yy)	Time	Ambient Condition		Concentration① (mg/m3) Y-axis	Total Count②	Count/ Minute③ X-axis
			Temp (°C)	R.H.(%)			
1	15/08/23	9:00-10:00	32.0	80	0.038	1569	26.15
2	15/08/23	11:30-12:30	32.0	80	0.035	1335	22.25
3	15/08/23	13:50-14:50	32.0	80	0.041	1744	29.07

Note: ① Monitoring data was measured by High Volume Sampler
② Total Count was logged by Laser Dust Monitor
③ Count/minute was calculated by (Total Count/60)

By Linear Regression of Y on X
Slope (K-factor): 0.0015
Correlation coefficient: 0.9981

Validity of Calibration Record: 15-Aug-24

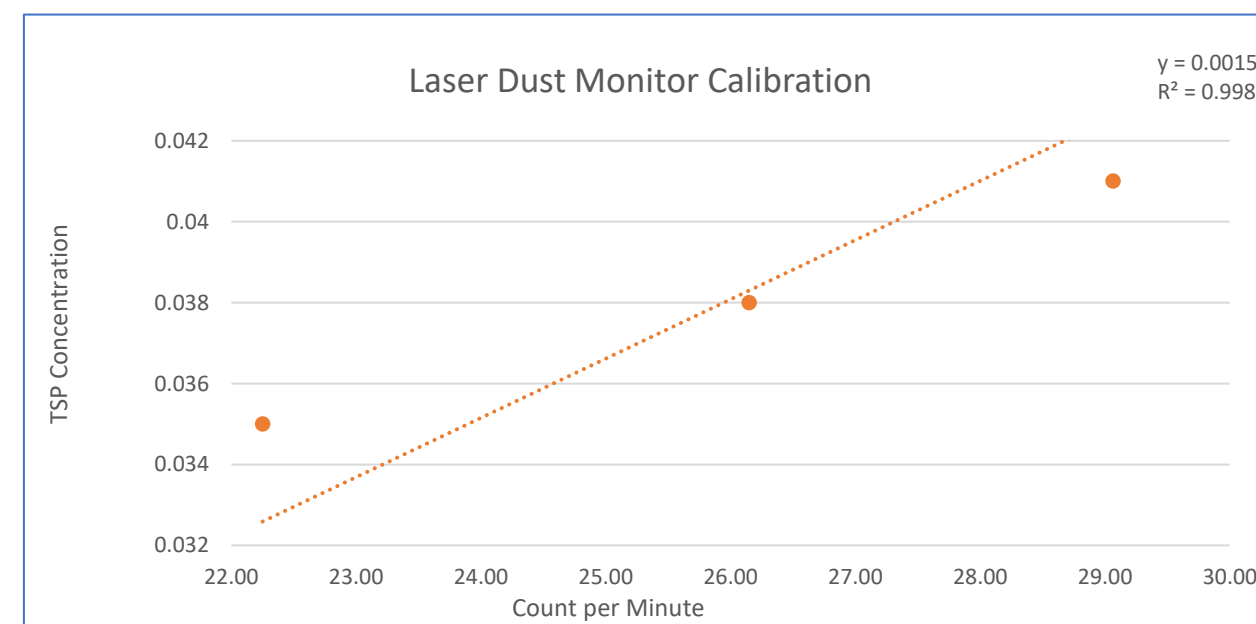
Remarks:

QC Reviewer: Y.W. Fung Signature:  Date: 15-Aug-23

Laser Dust Monitor Calibration

Type: Laser Dust Monitor
Manufacturer/Brand: SIBATA
Model No.: LD-3B
Equipment No.: A.005.16a
Sensitivity Adjustment Scale Setting: 521 CPM

Hour	Count/Minute X-axis	Concentration (mg/m3) Y-axis
1	26.15	0.038
2	22.25	0.035
3	29.07	0.041



Prepare by: WS CHAN
Date: 15-Aug-23

EQUIPMENT CALIBRATION RECORD

Type: Laser Dust Monitor
Manufacturer/Brand: SIBATA
Model No.: LD-3
Equipment No.: A.005.07a
Sensitivity Adjustment Scale Setting: 557CPM

Operator: WS CHAN

Standard Equipmment

Equipment: High Volume Sampler
Venue: Ma Wan Chung Village
Model No.: TE-5170
Serial No.: 3383
Last Calibration Date: 4-Aug-23

Calibration Result

Sensitivity Adjustment Scale Setting (Before Calibration): 557 CPM
Sensitivity Adjustment Scale Setting (After Calibration): 557 CPM


Hour	Date (dd/mm/yy)	Time	Ambient Condition		Concentration① (mg/m3) Y-axis	Total Count②	Count/ Minute③ X-axis
			Temp (°C)	R.H.(%)			
1	15/08/23	9:00-10:00	32.0	80	0.038	1542	25.70
2	15/08/23	11:30-12:30	32.0	80	0.035	1355	22.58
3	15/08/23	13:50-14:50	32.0	80	0.041	1792	29.87

Note: ① Monitoring data was measured by High Volume Sampler
② Total Count was logged by Laser Dust Monitor
③ Count/minute was calculated by (Total Count/60)

By Linear Regression of Y on X
Slope (K-factor): 0.0015
Correlation coefficient: 0.9975

Validity of Calibration Record: 15-Aug-24

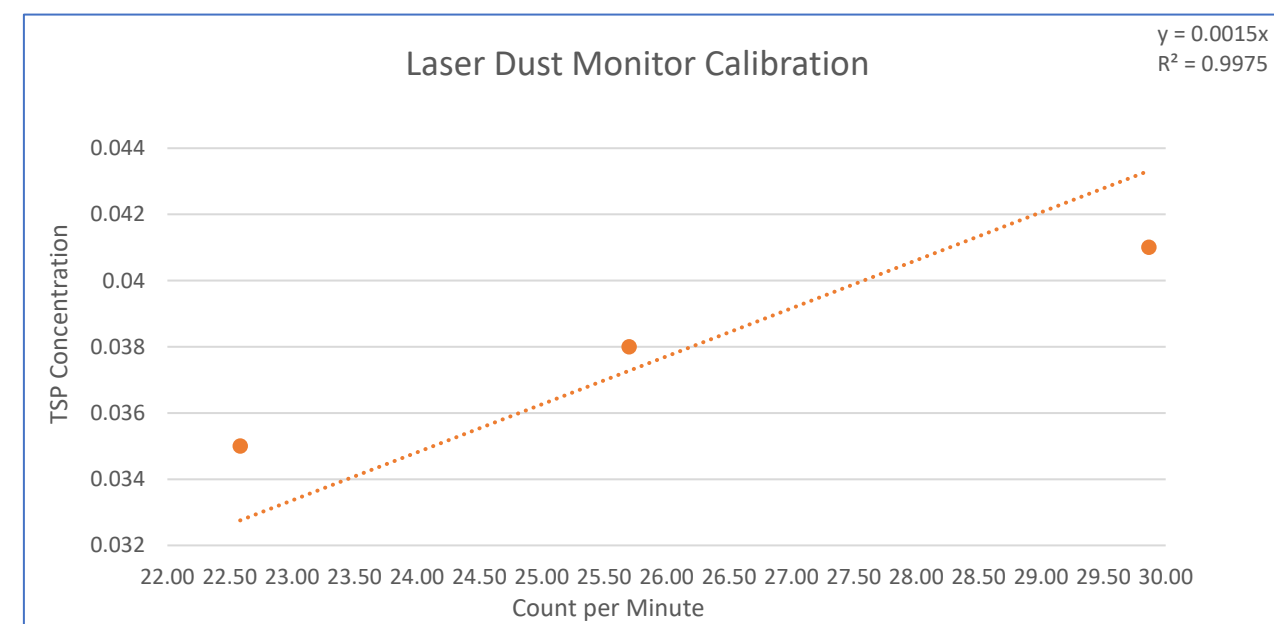
Remarks:

QC Reviewer: Y.W. Fung Signature:  Date: 15-Aug-23

Laser Dust Monitor Calibration

Type: Laser Dust Monitor
Manufacturer/Brand: SIBATA
Model No.: LD-3
Equipment No.: A.005.07a
Sensitivity Adjustment Scale Setting: 557 CPM

Hour	Count/Minute X-axis	Concentration (mg/m3) Y-axis
1	25.70	0.0380
2	22.58	0.0350
3	29.87	0.0410



Prepare by: WS CHAN
Date: 15-Aug-23

EQUIPMENT CALIBRATION RECORD

Type: Laser Dust Monitor
Manufacturer/Brand: SIBATA
Model No.: LD-3
Equipment No.: A.005.09a
Sensitivity Adjustment Scale Setting: 797 CPM

Operator: WS CHAN

Standard Equipmment

Equipment: High Volume Sampler
Venue: Ma Wan Chung Village
Model No.: TE-5170
Serial No.: 3383
Last Calibration Date: 4-Aug-23

Calibration Result

Sensitivity Adjustment Scale Setting (Before Calibration): 797 CPM
Sensitivity Adjustment Scale Setting (After Calibration): 797 CPM


Hour	Date (dd/mm/yy)	Time	Ambient Condition		Concentration① (mg/m3) Y-axis	Total Count②	Count/ Minute③ X-axis
			Temp (°C)	R.H.(%)			
1	15/08/23	9:00-10:00	32.0	80	0.038	1580	26.33
2	15/08/23	11:30-12:30	32.0	80	0.035	1360	22.67
3	15/08/23	13:50-14:50	32.0	80	0.041	1752	29.20

Note: ① Monitoring data was measured by High Volume Sampler
② Total Count was logged by Laser Dust Monitor
③ Count/minute was calculated by (Total Count/60)

By Linear Regression of Y on X
Slope (K-factor): 0.0015
Correlation coefficient: 0.9985

Validity of Calibration Record: 15-Aug-24

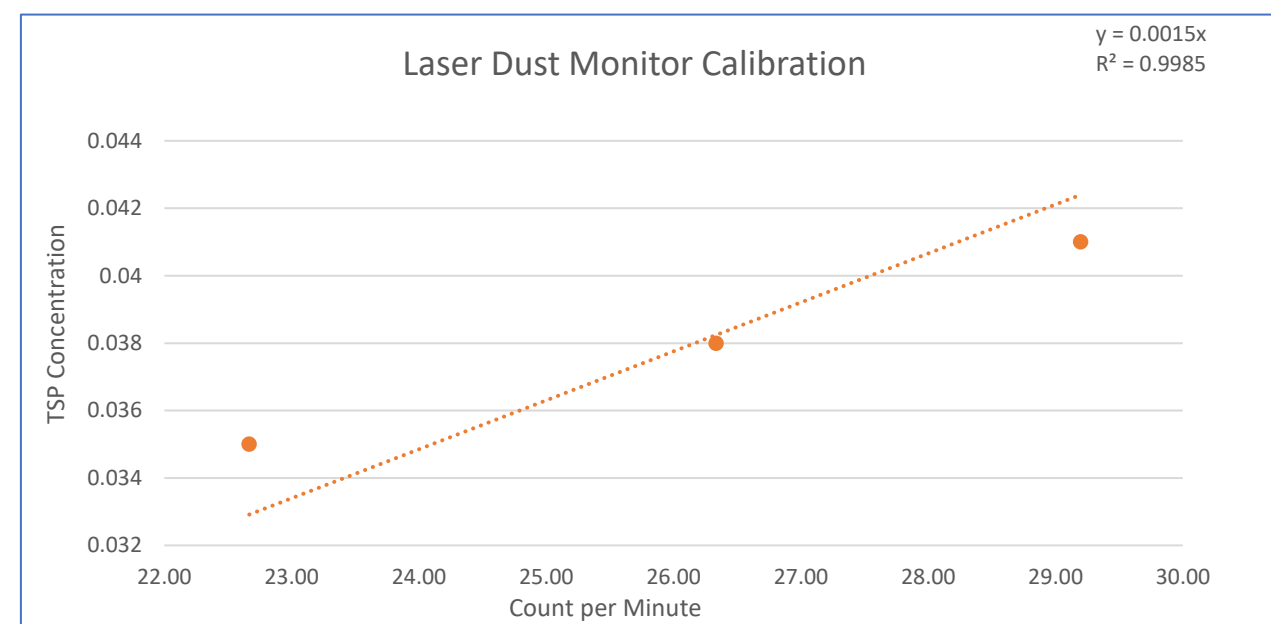
Remarks:

QC Reviewer: Y.W. Fung Signature:  Date: 15-Aug-23

Laser Dust Monitor Calibration

Type: Laser Dust Monitor
Manufacturer/Brand: SIBATA
Model No.: LD-3
Equipment No.: A.005.09a
Sensitivity Adjustment Scale Setting: 797 CPM

Hour	Count/Minute X-axis	Concentration (mg/m3) Y-axis
1	26.33	0.0380
2	22.67	0.0350
3	29.20	0.0410



Prepare by: WS CHAN
Date: 15-Aug-23

EQUIPMENT CALIBRATION RECORD

Type: Laser Dust Monitor
Manufacturer/Brand: SIBATA
Model No.: LD-3
Equipment No.: A.005.10a
Sensitivity Adjustment Scale Setting: 753 CPM

Operator: WS CHAN

Standard Equipmment

Equipment: High Volume Sampler
Venue: Ma Wan Chung Village
Model No.: TE-5170
Serial No.: 3383
Last Calibration Date: 4-Aug-23

Calibration Result

Sensitivity Adjustment Scale Setting (Before Calibration): 753 CPM
Sensitivity Adjustment Scale Setting (After Calibration): 753 CPM


Hour	Date (dd/mm/yy)	Time	Ambient Condition		Concentration① (mg/m3) Y-axis	Total Count②	Count/ Minute③ X-axis
			Temp (°C)	R.H.(%)			
1	15/08/23	9:00-10:00	32.0	80	0.0380	1598	26.63
2	15/08/23	11:30-12:30	32.0	80	0.0350	1322	22.03
3	15/08/23	13:50-14:50	32.0	80	0.0410	1713	28.55

Note: ① Monitoring data was measured by High Volume Sampler
② Total Count was logged by Laser Dust Monitor
③ Count/minute was calculated by (Total Count/60)

By Linear Regression of Y on X
Slope (K-factor): 0.0015
Correlation coefficient: 0.9979

Validity of Calibration Record: 15-Aug-24

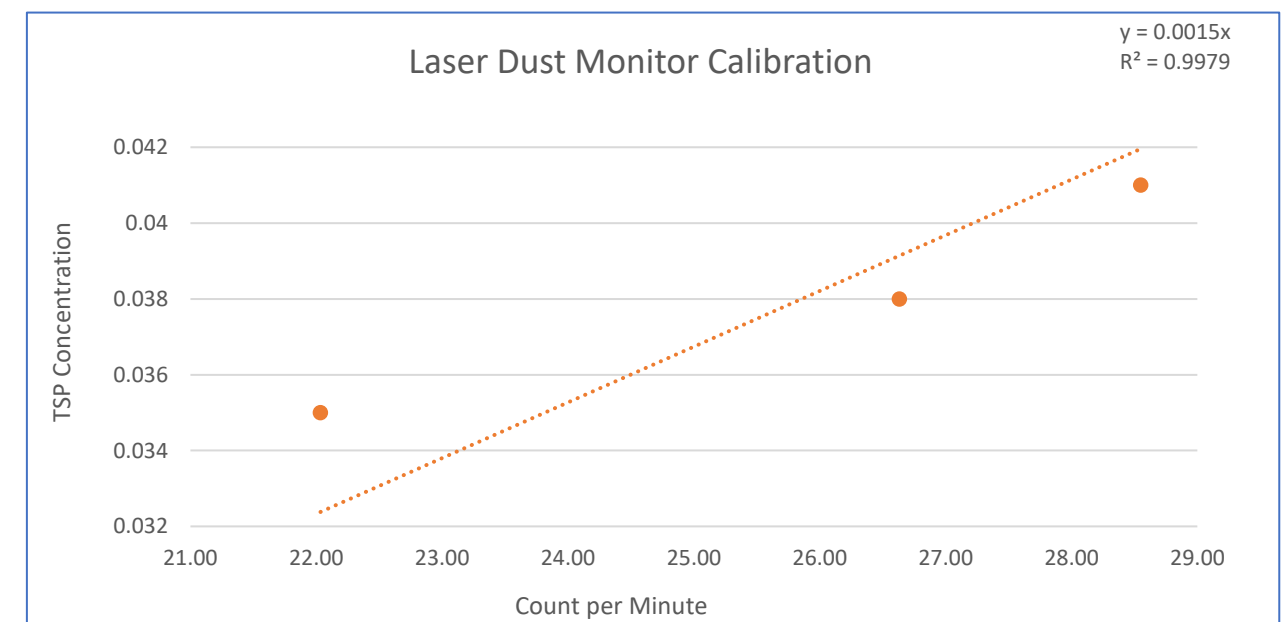
Remarks:

QC Reviewer: Y.W. Fung Signature:  Date: 15-Aug-23

Laser Dust Monitor Calibration

Type: Laser Dust Monitor
Manufacturer/Brand: SIBATA
Model No.: LD-3
Equipment No.: A.005.10a
Sensitivity Adjustment Scale Setting: 753 CPM

Hour	Count/Minute X-axis	Concentration (mg/m3) Y-axis
1	26.63	0.0380
2	22.03	0.0350
3	28.55	0.0410



Prepare by: WS CHAN
Date: 15-Aug-23

EQUIPMENT CALIBRATION RECORD

Type: Laser Dust Monitor
Manufacturer/Brand: SIBATA
Model No.: LD-3
Equipment No.: A.005.11a
Sensitivity Adjustment Scale Setting: 799 CPM

Operator: WS CHAN

Standard Equipmment

Equipment: High Volume Sampler
Venue: Ma Wan Chung Village
Model No.: TE-5170
Serial No.: 3383
Last Calibration Date: 4-Aug-23

Calibration Result

Sensitivity Adjustment Scale Setting (Before Calibration): 799 CPM
Sensitivity Adjustment Scale Setting (After Calibration): 799 CPM


Hour	Date (dd/mm/yy)	Time	Ambient Condition		Concentration① (mg/m3) Y-axis	Total Count②	Count/ Minute③ X-axis
			Temp (°C)	R.H.(%)			
1	15/08/23	9:00-10:00	32.0	80	0.038	1536	25.60
2	15/08/23	11:30-12:30	32.0	80	0.035	1321	22.02
3	15/08/23	13:50-14:50	32.0	80	0.041	1721	28.68

Note: ① Monitoring data was measured by High Volume Sampler
② Total Count was logged by Laser Dust Monitor
③ Count/minute was calculated by (Total Count/60)

By Linear Regression of Y on X
Slope (K-factor): 0.0015
Correlation coefficient: 0.9982

Validity of Calibration Record: 15-Aug-24

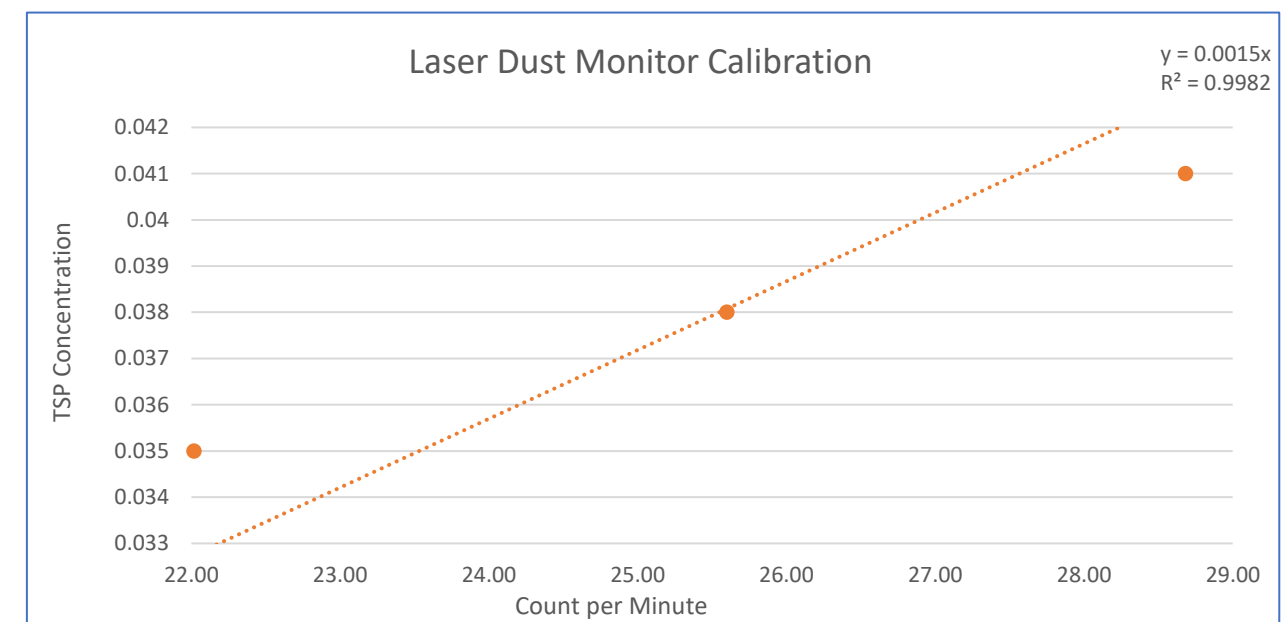
Remarks:

QC Reviewer: Y.W. Fung Signature:  Date: 15-Aug-23

Laser Dust Monitor Calibration

Type: Laser Dust Monitor
Manufacturer/Brand: SIBATA
Model No.: LD-3
Equipment No.: A.005.11a
Sensitivity Adjustment Scale Setting: 799 CPM

Hour	Count/Minute X-axis	Concentration (mg/m3) Y-axis
1	25.60	0.0380
2	22.02	0.0350
3	28.68	0.0410



Prepare by: WS CHAN
Date: 15-Aug-23

EQUIPMENT CALIBRATION RECORD

Type:Laser Dust Monitor

Manufacturer/Brand:SIBATA

Model No.:LD-3B

Equipment No.:A.005.13a

Sensitivity Adjustment Scale Setting:643 CPM

Operator:WS CHAN

Standard Equipmment

Equipment:High Volume Sampler

Venue:Ma Wan Chung Village

Model No.:TE-5170

Serial No.:3383

Last Calibration Date:4-Aug-23

Calibration Result

Sensitivity Adjustment Scale Setting (Before Calibration):643 CPM

Sensitivity Adjustment Scale Setting (After Calibration):643 CPM

Hour	Date (dd/mm/yy)	Time	Ambient Condition		Concentration① (mg/m3) Y-axis	Total Count②	Count/ Minute③ X-axis
			Temp (°C)	R.H.(%)			
1	15/08/23	9:00-10:00	32.0	80	0.038	1512	25.20
2	15/08/23	11:30-12:30	32.0	80	0.035	1338	22.30
3	15/08/23	13:50-14:50	32.0	80	0.041	1703	28.38

Note: ① Monitoring data was measured by High Volume Sampler
② Total Count was logged by Laser Dust Monitor
③ Count/minute was calculated by (Total Count/60)

By Linear Regression of Y on X


Slope (K-factor):0.0015

Correlation coefficient:0.9989

Validity of Calibration Record:15-Aug-24

Remarks:

QC Reviewer:Y.W. Fung

Signature:

Date:15-Aug-23

Laser Dust Monitor Calibration

Type:Laser Dust Monitor

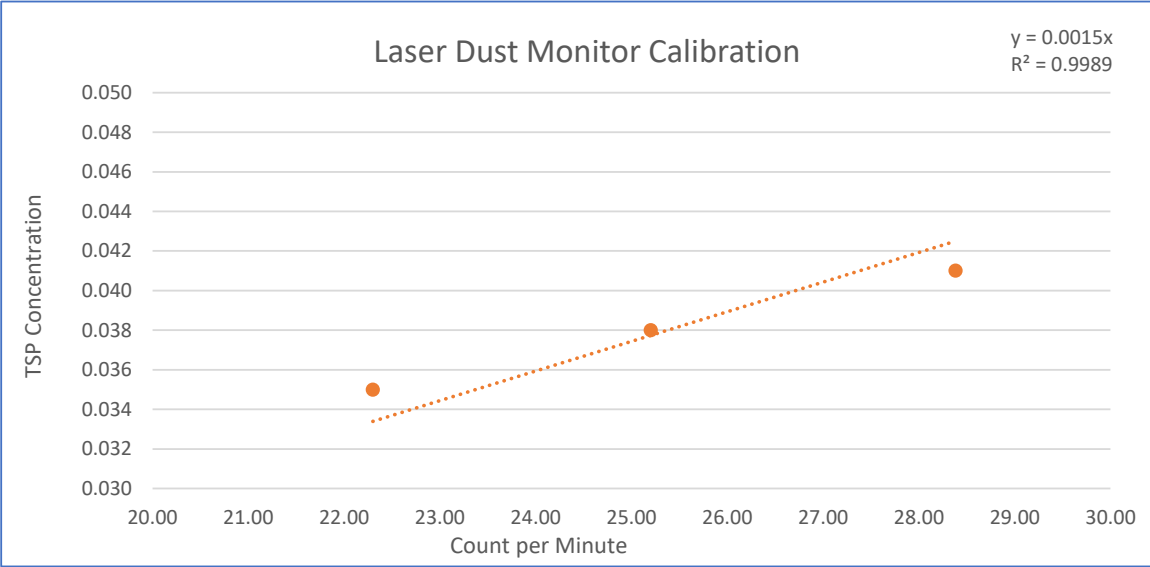
Manufacturer/Brand:SIBATA

Model No.:LD-3B

Equipment No.:A.005.13a

Sensitivity Adjustment Scale Setting:643 CPM

Hour	Count/Minute	Concentration (mg/m3)
	X-axis	Y-axis
	0.00	0.0000
1	25.20	0.0380
2	22.30	0.0350
3	28.38	0.0410



Prepare by:WS CHAN

Date:15-Aug-23



CERTIFICATE OF CALIBRATION

Certificate No.: 23CA1109 04-02

Page: 1 of 2

Item tested

Description: Acoustical Calibrator (Class 1)
Manufacturer: B & K
Type/Model No.: 4231
Serial/Equipment No.: 3014024 / N004.04
Adaptors used: -

Item submitted by

Customer: AECOM ASIA CO LIMITED
Address of Customer: -
Request No.: -
Date of receipt: 09-Nov-2023

Date of test: 13-Nov-2023

Reference equipment used in the calibration

Description:	Model:	Serial No.	Expiry Date:	Traceable to:
Lab standard microphone	B&K 4180	3257888	15-Aug-2024	SCL
Preamplifier	B&K 2673	3353200	13-Jun-2024	CEPREI
Measuring amplifier	B&K 2610	2346941	13-Jun-2024	CEPREI
Signal generator	DS 360	33873	31-Jan-2024	CEPREI
Digital multi-meter	34401A	US36087050	01-Jun-2024	CEPREI
Audio analyzer	8903B	GB41300350	13-Jun-2024	CEPREI
Universal counter	53132A	MY40003662	07-Jun-2024	CEPREI

Ambient conditions

Temperature: 21 ± 1 °C
Relative humidity: 60 ± 10 %
Air pressure: 1010 ± 5 hPa

Test specifications

- The Sound Calibrator has been calibrated in accordance with the requirements as specified in IEC 60942 1997 Annex B and the lab calibration procedure SMTP004-CA-156.
- The calibrator was tested with its axis vertical facing downwards at the specific frequency using insert voltage technique.
- The results are rounded to the nearest 0.01 dB and 0.1 Hz and have not been corrected for variations from a reference pressure of 1013.25 hectoPascals as the maker's information indicates that the instrument is insensitive to pressure changes.

Test results

This is to certify that the sound calibrator conforms to the requirements of annex B of IEC 60942: 1997 for the conditions under which the test was performed. This does not imply that the sound calibrator meets IEC 60942 under any other conditions.

Details of the performed measurements are presented on **page 2** of this certificate.

Approved Signatory:

Feng Junqi

Date: 14-Nov-2023

Company Chop:



Comments: The results reported in this certificate refer to the condition of the instrument on the date of calibration and carry no implication regarding the long-term stability of the instrument. The results apply to the item as received.



CERTIFICATE OF CALIBRATION

(Continuation Page)

Certificate No.: 23CA1109 04-02

Page: 2 of 2

1, Measured Sound Pressure Level

The output Sound Pressure Level in the calibrator head was measured at the setting and frequency shown using a calibrated laboratory standard microphone and insert voltage technique. The results are given in below with the estimated uncertainties.

Frequency Shown Hz	Output Sound Pressure Level Setting dB	Measured Output Sound Pressure Level dB	(Output level in dB re 20 µPa)
			Estimated Expanded Uncertainty dB
1000	94.00	94.08	0.10

2, Sound Pressure Level Stability - Short Term Fluctuations

The Short Term Fluctuations was determined by measuring the maximum and minimum of the fast weighted DC output of the B&K 2610 measuring amplifier over a 20 second time interval as required in the standard. The Short Term Fluctuation was found to be:

At 1000 Hz STF = 0.017 dB

Estimated expanded uncertainty 0.005 dB

3, Actual Output Frequency

The determination of actual output frequency was made using a B&K 4180 microphone together with a B&K 2673 preamplifier connected to a B&K 2610 measuring amplifier. The AC output of the B&K 2610 was taken to an universal counter which was used to determine the frequency averaged over 20 second of operation as required by the standard. The actual output frequency at 1 KHz was:

At 1000 Hz Actual Frequency = 1000.0 Hz

Estimated expanded uncertainty 0.1 Hz Coverage factor k = 2.2

4, Total Noise and Distortion

For the Total Noise and Distortion measurement, the unfiltered AC output of the B&K 2610 measuring amplifier was connected to an Agilent Type 8903 B distortion analyser. The TND result at 1 KHz was:

At 1000 Hz TND = 0.8 %

Estimated expanded uncertainty 0.7 %

The expanded uncertainties have been calculated in accordance with the ISO Publication "Guide to the expression of uncertainty in measurement", and gives an interval estimated to have a level of confidence of 95%. A coverage factor of 2 is assumed unless explicitly stated.

Calibrated by:

Fung Chi Yip

Date: 13-Nov-2023

Checked by:

Chan Yuk Yiu

Date: 14-Nov-2023

The standard(s) and equipment used in the calibration are traceable to national or international recognised standards and are calibrated on a schedule to maintain the required accuracy level.



CERTIFICATE OF CALIBRATION

Certificate No.: 24CA0229 06-02

Page: 1 of 2

Item tested

Description: Acoustical Calibrator (Class 1)
Manufacturer: Rion Co., Ltd.
Type/Model No.: NC-74
Serial/Equipment No.: 34246490 / N.004.10
Adaptors used: -

Item submitted by

Customer: AECOM ASIA CO LIMITED
Address of Customer: -
Request No.: -
Date of receipt: 29-Feb-2024

Date of test: 04-Mar-2024

Reference equipment used in the calibration

Description:	Model:	Serial No.	Expiry Date:	Traceable to:
Lab standard microphone	B&K 4180	3257888	15-Aug-2024	SCL
Preamplifier	B&K 2673	3353200	13-Jun-2024	CEPREI
Measuring amplifier	B&K 2610	2346941	13-Jun-2024	CEPREI
Signal generator	DS 360	61227	28-Jun-2024	CEPREI
Digital multi-meter	34401A	US36087050	01-Jun-2024	CEPREI
Audio analyzer	8903B	GB41300350	13-Jun-2024	CEPREI
Universal counter	53132A	MY40003662	07-Jun-2024	CEPREI

Ambient conditions

Temperature: 20 ± 1 °C
Relative humidity: 60 ± 10 %
Air pressure: 1010 ± 5 hPa

Test specifications

- The Sound Calibrator has been calibrated in accordance with the requirements as specified in IEC 60942 1997 Annex B and the lab calibration procedure SMTP004-CA-156.
- The calibrator was tested with its axis vertical facing downwards at the specific frequency using insert voltage technique.
- The results are rounded to the nearest 0.01 dB and 0.1 Hz and have not been corrected for variations from a reference pressure of 1013.25 hectoPascals as the maker's information indicates that the instrument is insensitive to pressure changes.

Test results

Details of the performed measurements are presented on page 2 of this certificate.

Approved Signatory:

Feng Junqi

Date: 05-Mar-2024

Company Chop:



Comments: The results reported in this certificate refer to the condition of the instrument on the date of calibration and carry no implication regarding the long-term stability of the instrument. The results apply to the item as received.

CERTIFICATE OF CALIBRATION

(Continuation Page)

Certificate No.: 24CA0229 06-02

Page: 2 of 2

1, Measured Sound Pressure Level

The output Sound Pressure Level in the calibrator head was measured at the setting and frequency shown using a calibrated laboratory standard microphone and insert voltage technique. The results are given in below with the estimated uncertainties.

Frequency Shown Hz	Output Sound Pressure Level Setting dB	Measured Output Sound Pressure Level dB	(Output level in dB re 20 µPa)
			Estimated Expanded Uncertainty dB
1000	94.00	94.43	0.10

2, Sound Pressure Level Stability - Short Term Fluctuations

The Short Term Fluctuations was determined by measuring the maximum and minimum of the fast weighted DC output of the B&K 2610 measuring amplifier over a 20 second time interval as required in the standard. The Short Term Fluctuation was found to be:

At 1000 Hz STF = 0.009 dB

Estimated expanded uncertainty 0.005 dB

3, Actual Output Frequency

The determination of actual output frequency was made using a B&K 4180 microphone together with a B&K 2673 preamplifier connected to a B&K 2610 measuring amplifier. The AC output of the B&K 2610 was taken to an universal counter which was used to determine the frequency averaged over 20 second of operation as required by the standard. The actual output frequency at 1 KHz was:

At 1000 Hz Actual Frequency = 1002.1

Estimated expanded uncertainty 0.1 Hz Coverage factor k = 2.2

4, Total Noise and Distortion

For the Total Noise and Distortion measurement, the unfiltered AC output of the B&K 2610 measuring amplifier was connected to an Agilent Type 8903 B distortion analyser. The TND result at 1 KHz was:

At 1000 Hz TND = 1.8 %

Estimated expanded uncertainty 0.7 %

The expanded uncertainties have been calculated in accordance with the ISO Publication "Guide to the expression of uncertainty in measurement", and gives an interval estimated to have a level of confidence of 95%. A coverage factor of 2 is assumed unless explicitly stated.

Calibrated by:

Date: 04-Mar-2024

Fung Chi Yip

Checked by:

Date: 05-Mar-2024

Chan Yuk Yiu

The standard(s) and equipment used in the calibration are traceable to national or international recognised standards and are calibrated on a schedule to maintain the required accuracy level.



CERTIFICATE OF CALIBRATION

Certificate No.: 23CA1030 01-03

Page: 1 of 2

Item tested

Description: Acoustical Calibrator (Class 1)
Manufacturer: MVI
Type/Model No.: CAL21
Serial/Equipment No.: 34113610(2011) / N.004.11
Adaptors used: Yes (BAC21)

Item submitted by

Customer: AECOM ASIA CO., LTD.
Address of Customer: -
Request No.: -
Date of receipt: 30-Oct-2023

Date of test: 01-Nov-2023

Reference equipment used in the calibration

Description:	Model:	Serial No.	Expiry Date:	Traceable to:
Lab standard microphone	B&K 4180	3257888	15-Aug-2024	SCL
Preamplifier	B&K 2673	3353200	13-Jun-2024	CEPREI
Measuring amplifier	B&K 2610	2346941	13-Jun-2024	CEPREI
Signal generator	DS 360	33873	31-Jan-2024	CEPREI
Digital multi-meter	34401A	US36087050	01-Jun-2024	CEPREI
Audio analyzer	8903B	GB41300350	13-Jun-2024	CEPREI
Universal counter	53132A	MY40003662	07-Jun-2024	CEPREI

Ambient conditions

Temperature: 22 ± 1 °C
Relative humidity: 55 ± 10 %
Air pressure: 1005 ± 5 hPa

Test specifications

- The Sound Calibrator has been calibrated in accordance with the requirements as specified in IEC 60942 1997 Annex B and the lab calibration procedure SMTP004-CA-156.
- The calibrator was tested with its axis vertical facing downwards at the specific frequency using insert voltage technique.
- The results are rounded to the nearest 0.01 dB and 0.1 Hz and have not been corrected for variations from a reference pressure of 1013.25 hectoPascals as the maker's information indicates that the instrument is insensitive to pressure changes.

Test results

This is to certify that the sound calibrator conforms to the requirements of annex B of IEC 60942: 1997 for the conditions under which the test was performed. This does not imply that the sound calibrator meets IEC 60942 under any other conditions.


Details of the performed measurements are presented on **page 2** of this certificate.

Approved Signatory:

Feng Junqi

Date: 02-Nov-2023

Company Chop:



Comments: The results reported in this certificate refer to the condition of the instrument on the date of calibration and carry no implication regarding the long-term stability of the instrument. The results apply to the item as received.



CERTIFICATE OF CALIBRATION

(Continuation Page)

Certificate No.: 23CA1030 01-03

Page: 2 of 2

1, Measured Sound Pressure Level

The output Sound Pressure Level in the calibrator head was measured at the setting and frequency shown using a calibrated laboratory standard microphone and insert voltage technique. The results are given in below with the estimated uncertainties.

Frequency Shown Hz	Output Sound Pressure Level Setting dB	Measured Output Sound Pressure Level dB	(Output level in dB re 20 µPa)
			Estimated Expanded Uncertainty dB
1000	94.00	94.14	0.10

2, Sound Pressure Level Stability - Short Term Fluctuations

The Short Term Fluctuations was determined by measuring the maximum and minimum of the fast weighted DC output of the B&K 2610 measuring amplifier over a 20 second time interval as required in the standard. The Short Term Fluctuation was found to be:

At 1000 Hz STF = 0.013 dB

Estimated expanded uncertainty 0.005 dB

3, Actual Output Frequency

The determination of actual output frequency was made using a B&K 4180 microphone together with a B&K 2673 preamplifier connected to a B&K 2610 measuring amplifier. The AC output of the B&K 2610 was taken to an universal counter which was used to determine the frequency averaged over 20 second of operation as required by the standard. The actual output frequency at 1 KHz was:

At 1000 Hz Actual Frequency = 1002.4 Hz

Estimated expanded uncertainty 0.1 Hz Coverage factor k = 2.2

4, Total Noise and Distortion

For the Total Noise and Distortion measurement, the unfiltered AC output of the B&K 2610 measuring amplifier was connected to an Agilent Type 8903 B distortion analyser. The TND result at 1 KHz was:

At 1000 Hz TND = 1.7 %

Estimated expanded uncertainty 0.7 %

The expanded uncertainties have been calculated in accordance with the ISO Publication "Guide to the expression of uncertainty in measurement", and gives an interval estimated to have a level of confidence of 95%. A coverage factor of 2 is assumed unless explicitly stated.

Calibrated by:

Fung Chi Yip

Date: 01-Nov-2023

Checked by:

Chan Yuk Yiu

Date: 02-Nov-2023

The standard(s) and equipment used in the calibration are traceable to national or international recognised standards and are calibrated on a schedule to maintain the required accuracy level.



CERTIFICATE OF CALIBRATION

Certificate No.: 23CA1109 04-01 Page 1 of 2

Item tested

Description:	Sound Level Meter (Class 1)	Microphone	Preamp
Manufacturer:	B & K	B & K	B & K
Type/Model No.:	2250	4189	ZC0032
Serial/Equipment No.:	3001291	3005374	31351
Adaptors used:	-	-	-

Item submitted by

Customer Name:	AECOM ASIA CO LIMITED
Address of Customer:	-
Request No.:	-
Date of receipt:	09-Nov-2023

Date of test: 13-Nov-2023

Reference equipment used in the calibration

Description:	Model:	Serial No.	Expiry Date:	Traceable to:
Multi function sound calibrator	B&K 4226	2288444	28-Aug-2024	CIGISMEC
Signal generator	DS 360	33873	31-Jan-2024	CEPREI

Ambient conditions

Temperature:	21 ± 1 °C
Relative humidity:	60 ± 10 %
Air pressure:	1010 ± 5 hPa

Test specifications

- The Sound Level Meter has been calibrated in accordance with the requirements as specified in BS 7580: Part 1: 1997 and the lab calibration procedure SMTP004-CA-152.
- The electrical tests were performed using an electrical signal substituted for the microphone which was removed and replaced by an equivalent capacitance within a tolerance of ±20%.
- The acoustic calibration was performed using an B&K 4226 sound calibrator and corrections was applied for the difference between the free-field and pressure responsess of the Sound Level Meter.

Test results

This is to certify that the Sound Level Meter conforms to BS 7580: Part 1: 1997 for the conditions under which the test was performed.

Details of the performed measurements are presented on page 2 of this certificate.


Actual Measurement data are documented on worksheets.

Approved Signatory:

Feng Junqi

Date: 14-Nov-2023

Company Chop:



Comments: The results reported in this certificate refer to the condition of the instrument on the date of calibration and carry no implication regarding the long-term stability of the instrument. The results apply to the item as received.

CERTIFICATE OF CALIBRATION

(Continuation Page)

Certificate No.: 23CA1109 04-01 Page 2 of 2

1, Electrical Tests

The electrical tests were performed using an equivalent capacitance substituted for the microphone. The results are given in below with test status and the estimated uncertainties. The "Pass" means the result of the test is inside the tolerances stated in the test specifications. The "-" means the result of test is outside these tolerances.

Test:	Subtest:	Status:	Expanded Uncertainty (dB)	Coverage Factor
Self-generated noise	A	Pass	0.3	
	C	Pass	0.8	
	Lin	Pass	1.6	
Linearity range for Leq	At reference range, Step 5 dB at 4 kHz	Pass	0.3	
	Reference SPL on all other ranges	Pass	0.3	
	2 dB below upper limit of each range	Pass	0.3	
	2 dB above lower limit of each range	Pass	0.3	
Linearity range for SPL	At reference range, Step 5 dB at 4 kHz	Pass	0.3	
	A	Pass	0.3	
	C	Pass	0.3	
	Lin	Pass	0.3	
Time weightings	Single Burst Fast	Pass	0.3	
	Single Burst Slow	Pass	0.3	
Peak response	Single 100µs rectangular pulse	Pass	0.3	
R.M.S. accuracy	Crest factor of 3	Pass	0.3	
Time weighting I	Single burst 5 ms at 2000 Hz	Pass	0.3	
	Repeated at frequency of 100 Hz	Pass	0.3	
Time averaging	1 ms burst duty factor 1/10 ³ at 4kHz	Pass	0.3	
	1 ms burst duty factor 1/10 ⁴ at 4kHz	Pass	0.3	
Pulse range	Single burst 10 ms at 4 kHz	Pass	0.4	
Sound exposure level	Single burst 10 ms at 4 kHz	Pass	0.4	
Overload indication	SPL	Pass	0.3	
	Leq	Pass	0.4	

2, Acoustic tests

The complete sound level meter was calibrated on the reference range using a B&K 4226 acoustic calibrator with 1000Hz and SPL 94 dB. The sensitivity of the sound level meter was adjusted. The test result at 125 Hz and 8000 Hz are given in below with test status and the estimated uncertainties.

Test:	Subtest	Status	Expanded Uncertainty (dB)	Coverage Factor
Acoustic response	Weighting A at 125 Hz	Pass	0.3	
	Weighting A at 8000 Hz	Pass	0.5	

3, Response to associated sound calibrator

N/A

The expanded uncertainties have been calculated in accordance with the ISO Publication "Guide to the expression of uncertainty in measurement", and gives an interval estimated to have a level of confidence of 95%. A coverage factor of 2 is assumed unless explicitly stated.

Calibrated by:

Fung Chi Yip

Date: 13-Nov-2023

Checked by:

Chan Yuk Yiu

Date: 14-Nov-2023

The standard(s) and equipment used in the calibration are traceable to national or international recognised standards and are calibrated on a schedule to maintain the required accuracy level.



CERTIFICATE OF CALIBRATION

Certificate No.: 24CA0229 06-01

Page 1 of 2

Item tested

Description:	Sound Level Meter (Class 1)	Microphone	Preamp
Manufacturer:	B & K	B & K	B & K
Type/Model No.:	2250-L	4950	ZC0032
Serial/Equipment No.:	2681366	2665582	17190
Adaptors used:	-	-	-

Item submitted by

Customer Name:	AECOM ASIA CO LTD
Address of Customer:	-
Request No.:	-
Date of receipt:	29-Feb-2024

Date of test: 04-Mar-2024

Reference equipment used in the calibration

Description:	Model:	Serial No.	Expiry Date:	Traceable to:
Multi function sound calibrator	B&K 4226	2288444	28-Aug-2024	CIGISMEC
Signal generator	DS 360	61227	28-Jun-2024	CEPREI

Ambient conditions

Temperature:	20 ± 1 °C
Relative humidity:	55 ± 10 %
Air pressure:	1010 ± 5 hPa

Test specifications

- The Sound Level Meter has been calibrated in accordance with the requirements as specified in BS 7580: Part 1: 1997 and the lab calibration procedure SMTP004-CA-152.
- The electrical tests were performed using an electrical signal substituted for the microphone which was removed and replaced by an equivalent capacitance within a tolerance of ±20%.
- The acoustic calibration was performed using an B&K 4226 sound calibrator and corrections was applied for the difference between the free-field and pressure responsiveness of the Sound Level Meter.

Test results

This is to certify that the Sound Level Meter conforms to BS 7580: Part 1: 1997 for the conditions under which the test was performed.

Details of the performed measurements are presented on page 2 of this certificate.

Actual Measurement data are documented on worksheets.

Approved Signatory:

Feng Junqi

Date: 05-Mar-2024

Company Chop:



Comments: The results reported in this certificate refer to the condition of the instrument on the date of calibration and carry no implication regarding the long-term stability of the instrument. The results apply to the item as received.



CERTIFICATE OF CALIBRATION

(Continuation Page)

Certificate No.: 24CA0229 06-01

Page 2 of 2

1, Electrical Tests

The electrical tests were performed using an equivalent capacitance substituted for the microphone. The results are given in below with test status and the estimated uncertainties. The "Pass" means the result of the test is inside the tolerances stated in the test specifications. The "-" means the result of test is outside these tolerances.

Test:	Subtest:	Status:	Expanded Uncertainty (dB)	Coverage Factor
Self-generated noise	A	Pass	0.3	
	C	Pass	0.8	
	Lin	Pass	1.6	
Linearity range for Leq	At reference range, Step 5 dB at 4 kHz	Pass	0.3	
	Reference SPL on all other ranges	Pass	0.3	
	2 dB below upper limit of each range	Pass	0.3	
	2 dB above lower limit of each range	Pass	0.3	
Linearity range for SPL	At reference range, Step 5 dB at 4 kHz	Pass	0.3	
	A	Pass	0.3	
	C	Pass	0.3	
	Lin	Pass	0.3	
Time weightings	Single Burst Fast	Pass	0.3	
	Single Burst Slow	Pass	0.3	
Peak response	Single 100µs rectangular pulse	Pass	0.3	
R.M.S. accuracy	Crest factor of 3	Pass	0.3	
Time weighting I	Single burst 5 ms at 2000 Hz	Pass	0.3	
	Repeated at frequency of 100 Hz	Pass	0.3	
Time averaging	1 ms burst duty factor 1/10 ³ at 4kHz	Pass	0.3	
	1 ms burst duty factor 1/10 ⁴ at 4kHz	Pass	0.3	
Pulse range	Single burst 10 ms at 4 kHz	Pass	0.4	
Sound exposure level	Single burst 10 ms at 4 kHz	Pass	0.4	
Overload indication	SPL	Pass	0.3	
	Leq	Pass	0.4	

2, Acoustic tests

The complete sound level meter was calibrated on the reference range using a B&K 4226 acoustic calibrator with 1000Hz and SPL 94 dB. The sensitivity of the sound level meter was adjusted. The test result at 125 Hz and 8000 Hz are given in below with test status and the estimated uncertainties.

Test:	Subtest	Status	Expanded Uncertainty (dB)	Coverage Factor
Acoustic response	Weighting A at 125 Hz	Pass	0.3	
	Weighting A at 8000 Hz	Pass	0.5	

3, Response to associated sound calibrator

N/A

The expanded uncertainties have been calculated in accordance with the ISO Publication "Guide to the expression of uncertainty in measurement", and gives an interval estimated to have a level of confidence of 95%. A coverage factor of 2 is assumed unless explicitly stated.

Calibrated by:

Fung Chi Yip

Date: 04-Mar-2024

Checked by:

Chan Yuk Yiu

Date: 05-Mar-2024

The standard(s) and equipment used in the calibration are traceable to national or international recognised standards and are calibrated on a schedule to maintain the required accuracy level.



CERTIFICATE OF CALIBRATION

Certificate No.: 23CA1030 01-01

Page 1 of 2

Item tested

Description:	Sound Level Meter (Type 1)	Microphone	Pream
Manufacturer:	B & K	B & K	B & K
Type/Model No.:	2270	4950	ZC0032
Serial/Equipment No.:	2644597	2879980	29398
Adaptors used:	-	-	-

Item submitted by

Customer Name:	AECOM ASIA CO. LTD.
Address of Customer:	-
Request No.:	-
Date of receipt:	30-Oct-2023

Date of test: 31-Oct-2023

Reference equipment used in the calibration

Description:	Model:	Serial No.	Expiry Date:	Traceable to:
Multi function sound calibrator	B&K 4226	2288444	28-Aug-2024	CIGISMEC
Signal generator	DS 360	33873	31-Jan-2024	CEPREI

Ambient conditions

Temperature:	21 ± 1 °C
Relative humidity:	60 ± 10 %
Air pressure:	1005 ± 5 hPa

Test specifications

- The Sound Level Meter has been calibrated in accordance with the requirements as specified in BS 7580: Part 1: 1997 and the lab calibration procedure SMTP004-CA-152.
- The electrical tests were performed using an electrical signal substituted for the microphone which was removed and replaced by an equivalent capacitance within a tolerance of ±20%.
- The acoustic calibration was performed using an B&K 4226 sound calibrator and corrections was applied for the difference between the free-field and pressure responsiveness of the Sound Level Meter.

Test results

This is to certify that the Sound Level Meter conforms to BS 7580: Part 1: 1997 for the conditions under which the test was performed.

Details of the performed measurements are presented on page 2 of this certificate.


Actual Measurement data are documented on worksheets.

Approved Signatory:

Feng Junqi

Date: 01-Nov-2023

Company Chop:



Comments: The results reported in this certificate refer to the condition of the instrument on the date of calibration and carry no implication regarding the long-term stability of the instrument. The results apply to the item as received.



CERTIFICATE OF CALIBRATION

(Continuation Page)

Certificate No.: 23CA1030 01-01

Page 2 of 2

1, Electrical Tests

The electrical tests were performed using an equivalent capacitance substituted for the microphone. The results are given in below with test status and the estimated uncertainties. The "Pass" means the result of the test is inside the tolerances stated in the test specifications. The "-" means the result of test is outside these tolerances.

Test:	Subtest:	Status:	Uncertainty (dB) / Coverage Factor	
Self-generated noise	A	Pass	0.3	
	C	Pass	1.0	2.1
	Lin	Pass	2.0	2.2
Linearity range for Leq	At reference range, Step 5 dB at 4 kHz	Pass	0.3	
	Reference SPL on all other ranges	Pass	0.3	
	2 dB below upper limit of each range	Pass	0.3	
	2 dB above lower limit of each range	Pass	0.3	
Linearity range for SPL	At reference range, Step 5 dB at 4 kHz	Pass	0.3	
	A	Pass	0.3	
	C	Pass	0.3	
	Lin	Pass	0.3	
Time weightings	Single Burst Fast	Pass	0.3	
	Single Burst Slow	Pass	0.3	
Peak response	Single 100µs rectangular pulse	Pass	0.3	
R.M.S. accuracy	Crest factor of 3	Pass	0.3	
Time weighting I	Single burst 5 ms at 2000 Hz	Pass	0.3	
	Repeated at frequency of 100 Hz	Pass	0.3	
Time averaging	1 ms burst duty factor 1/10 ³ at 4kHz	Pass	0.3	
	1 ms burst duty factor 1/10 ⁴ at 4kHz	Pass	0.3	
Pulse range	Single burst 10 ms at 4 kHz	Pass	0.4	
Sound exposure level	Single burst 10 ms at 4 kHz	Pass	0.4	
Overload indication	SPL	Pass	0.3	
	Leq	Pass	0.4	

2, Acoustic tests

The complete sound level meter was calibrated on the reference range using a B&K 4226 acoustic calibrator with 1000Hz and SPL 94 dB. The sensitivity of the sound level meter was adjusted. The test result at 125 Hz and 8000 Hz are given in below with test status and the estimated uncertainties.

Test:	Subtest	Status	Uncertainty (dB) / Coverage Factor	
Acoustic response	Weighting A at 125 Hz	Pass	0.3	
	Weighting A at 8000 Hz	Pass	0.5	

3, Response to associated sound calibrator

N/A

The uncertainties have been calculated in accordance with the ISO Publication "Guide to the expression of uncertainty in measurement", and gives an interval estimated to have a level of confidence of 95 %. A coverage factor of 2 is assumed unless explicitly stated.

Calibrated by:

Date: 31-Oct-2023

Checked by:

Date: 01-Nov-2023

The standard(s) and equipment used in the calibration are traceable to national or international recognised standards and are calibrated on a schedule to maintain the required accuracy level.



CERTIFICATE OF CALIBRATION

Certificate No.: 23CA1030 01-02 Page 1 of 2

Item tested

Description:	Sound Level Meter (Type 1)	Microphone	Pream
Manufacturer:	B & K	B & K	B & K
Type/Model No.:	2270	4189	ZC0032
Serial/Equipment No.:	3007965	2846461	17965
Adaptors used:	-	-	-

Item submitted by

Customer Name: AECOM ASIA CO. LTD.
Address of Customer: -
Request No.: -
Date of receipt: 30-Oct-2023

Date of test: 31-Oct-2023

Reference equipment used in the calibration

Description:	Model:	Serial No.	Expiry Date:	Traceable to:
Multi function sound calibrator	B&K 4226	2288444	28-Aug-2024	CIGISMEC
Signal generator	DS 360	33873	31-Jan-2024	CEPREI

Ambient conditions

Temperature: 21 ± 1 °C
Relative humidity: 60 ± 10 %
Air pressure: 1005 ± 5 hPa

Test specifications

- The Sound Level Meter has been calibrated in accordance with the requirements as specified in BS 7580: Part 1: 1997 and the lab calibration procedure SMTP004-CA-152.
- The electrical tests were performed using an electrical signal substituted for the microphone which was removed and replaced by an equivalent capacitance within a tolerance of ±20%.
- The acoustic calibration was performed using an B&K 4226 sound calibrator and corrections was applied for the difference between the free-field and pressure responsess of the Sound Level Meter.

Test results

This is to certify that the Sound Level Meter conforms to BS 7580: Part 1: 1997 for the conditions under which the test was performed.

Details of the performed measurements are presented on page 2 of this certificate.


Actual Measurement data are documented on worksheets.

Approved Signatory:

Feng Junqi

Date: 01-Nov-2023

Company Chop:



Comments: The results reported in this certificate refer to the condition of the instrument on the date of calibration and carry no implication regarding the long-term stability of the instrument. The results apply to the item as received.



CERTIFICATE OF CALIBRATION

(Continuation Page)

Certificate No.: 23CA1030 01-02 Page 2 of 2

1, Electrical Tests

The electrical tests were performed using an equivalent capacitance substituted for the microphone. The results are given in below with test status and the estimated uncertainties. The "Pass" means the result of the test is inside the tolerances stated in the test specifications. The "-" means the result of test is outside these tolerances.

Test:	Subtest:	Status:	Uncertainty (dB) / Coverage Factor	
Self-generated noise	A	Pass	0.3	
	C	Pass	1.0	2.1
	Lin	Pass	2.0	2.2
Linearity range for Leq	At reference range , Step 5 dB at 4 kHz	Pass	0.3	
	Reference SPL on all other ranges	Pass	0.3	
	2 dB below upper limit of each range	Pass	0.3	
	2 dB above lower limit of each range	Pass	0.3	
	At reference range , Step 5 dB at 4 kHz	Pass	0.3	
Linearity range for SPL	A	Pass	0.3	
	C	Pass	0.3	
	Lin	Pass	0.3	
Time weightings	Single Burst Fast	Pass	0.3	
	Single Burst Slow	Pass	0.3	
Peak response	Single 100µs rectangular pulse	Pass	0.3	
R.M.S. accuracy	Crest factor of 3	Pass	0.3	
Time weighting I	Single burst 5 ms at 2000 Hz	Pass	0.3	
	Repeated at frequency of 100 Hz	Pass	0.3	
Time averaging	1 ms burst duty factor 1/10 ³ at 4kHz	Pass	0.3	
	1 ms burst duty factor 1/10 ⁴ at 4kHz	Pass	0.3	
Pulse range	Single burst 10 ms at 4 kHz	Pass	0.4	
Sound exposure level	Single burst 10 ms at 4 kHz	Pass	0.4	
Overload indication	SPL	Pass	0.3	
	Leq	Pass	0.4	

2, Acoustic tests

The complete sound level meter was calibrated on the reference range using a B&K 4226 acoustic calibrator with 1000Hz and SPL 94 dB. The sensitivity of the sound level meter was adjusted. The test result at 125 Hz and 8000 Hz are given in below with test status and the estimated uncertainties.

Test:	Subtest	Status	Uncertainty (dB) / Coverage Factor	
Acoustic response	Weighting A at 125 Hz	Pass	0.3	
	Weighting A at 8000 Hz	Pass	0.5	

3, Response to associated sound calibrator

N/A

The uncertainties have been calculated in accordance with the ISO Publication "Guide to the expression of uncertainty in measurement", and gives an interval estimated to have a level of confidence of 95 %. A coverage factor of 2 is assumed unless explicitly stated.

Calibrated by:

Date: 31-Oct-2023

Fung Chi Yip

Checked by:

Date: 01-Nov-2023

Chan Yuk Yiu

The standard(s) and equipment used in the calibration are traceable to national or international recognised standards and are calibrated on a schedule to maintain the required accuracy level.